

Please read the entire Installation Instructions prior to beginning installation

1. Inspect contents of Airflow Systems Super Slime Fighter Kit.
 - a- Verify all components are present before starting installation.
 - b- Contact Airflow Systems regarding shortages before starting installation.
 - c- Shortage claims must be made within 5 days of receipt of kit.
2. Cut existing breather hose to 3.25"
3. Remove 5" from upper portion of firewall drain tubing (See Figure 2).
4. Trim supplied RV-10-023-1 hose approximately 1" on the firewall side if necessary.
5. Assemble as shown below (See Figures 3 and 4 for further clarification).




Figure 1: Stock Assembly




Figure 2: Removal of excess firewall drain tubing.



Figure 3: Final Assembly




Figure 4: Final Assembly